

Technical sheet 20MT 3x1 TC

« All-road » self-propelled mini-crane with accompanying operator

2 pages

The 20MT 3x1 TC crane with **variable wheelbase** replaces the 20MB model. It is more powerful, more open ended and more accurate.

Its **patent kinematic with three cylinders**, manufactured by Mobilev Cranes allows to spread the jib with a biggest angle and with the possibility at the same time to lift the load in a vertical axe ("simultaneous control of the three cylinders", stroke 200 mm in option).

The « **18° slewing ring** » option without stabilizers is now available for this new model. The hook's lateral adjustment could also operate without moving the mini-crane.

Finally, with the "proportional control" option, all the speeds are now adjustable from 0 to 100% with the wired remote control or radio remote control (option).



Technical specifications




Maxi load	2160 kg
Unladen weight	1550 kg
Admissible slope	10 %
Maxi translation speed	5 km/h
Adjustable lifting speed	from 0 to 15 cm/s
Adjustable telescoping speed ..	from 0 to 13 cm/s
Batteries	24V - 240 Ah
Hydraulic power station engine	2.2 kW
Translation power engine	1.7 kW
4 front wheels SRT (*)	Ø 306x105 mm
1 rubber rear wheel	Ø 250x101 mm

Standard equipment

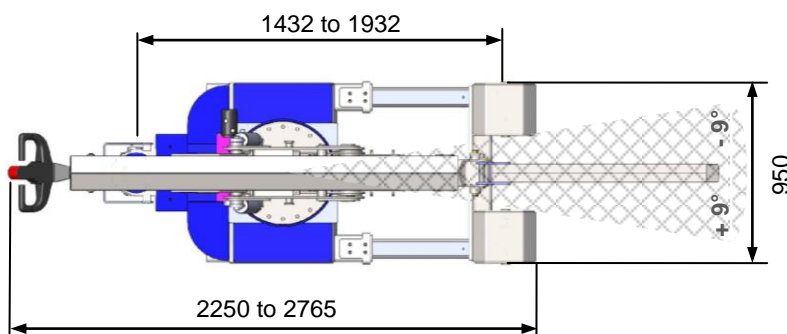
Hydraulic power pack with proportional control
 Hydraulic variable wheelbase
 Electrical drive wheel controlled by variable speed drive
 Tiller arm with butterfly acceleration & emergency Reverse
 Automatic braking system
 Automatic parking brake
 Anti-tilt system
 Wired remote control 3 or 5 axes with emergency stop
 Box for equipment
 Interchangeable traction batteries
 Internal battery charger

Elective options

Additional jib 500 kg
 Additional jib with manual telescope 500/350 kg
 Additional jib with manual telescope 350/250 kg
 Electric winch 500 Kg
 18° hydraulic slewing ring
 Radio remote control




Variable wheelbase



(*) SRT : Solid Resilient Tires

Technical sheet 20MT 3x1 TC

« All-road » self-propelled mini-crane with accompanying operator

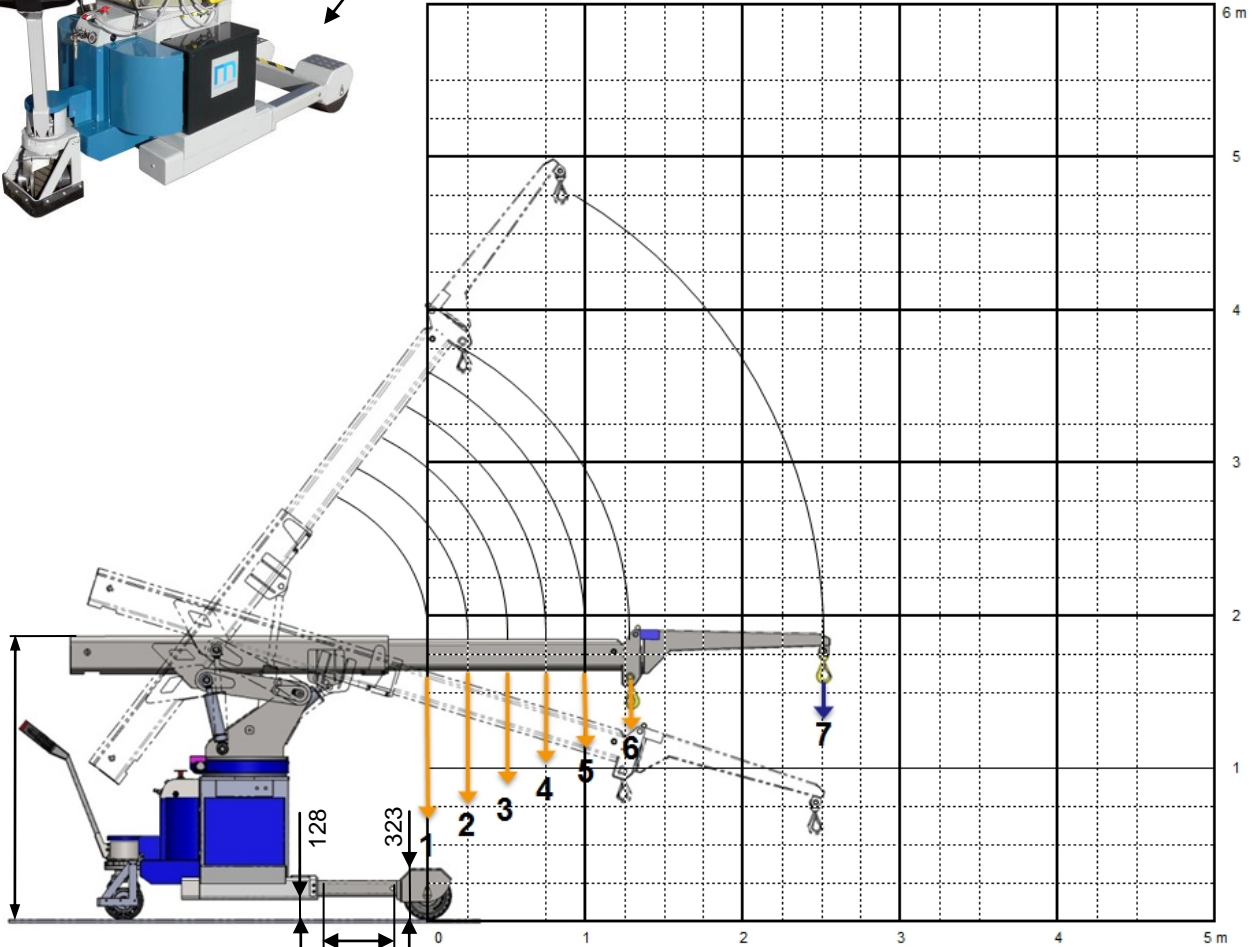


Anti-rocking support zone



Wired remote control 3 or 4 axes with emergency stop

1800 with the slewing ring option
1693 without the slewing ring option



Stroke 500 mm

	1	2	3	4	5	6	7
Distance front wheels / axle (mm) Variable wheelbase OUT	0	250	500	750	1000	1250	2500
Capacity with Variable wheelbase OUT (kg)	2160	1400	1200	1080	960	890	480
Distance front wheels / axle (mm) Variable wheelbase IN	500	750	1000	1250	1500	1750	3000
Capacity with Variable wheelbase IN (kg)	2160	1050	740	590	490	430	210